

Inductive sensor

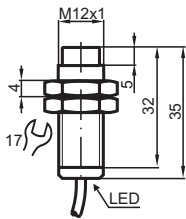
NCN4-12GM35-N0



- 4 mm non-flush
- Usable up to SIL 2 acc. to IEC 61508



Dimensions



Technical Data

General specifications

Switching function		Normally closed (NC)
Output type		NAMUR
Rated operating distance	s_n	4 mm
Installation		non-flush
Assured operating distance	s_a	0 ... 3.24 mm
Actual operating distance	s_r	3.6 ... 4.4 mm typ.
Reduction factor r_{Al}		0.37
Reduction factor r_{Cu}		0.36
Reduction factor r_{304}		0.74
Output type		2-wire

Nominal ratings

Nominal voltage	U_o	8.2 V (R_i approx. 1 k Ω)
Switching frequency	f	0 ... 800 Hz

Release date: 2022-10-04 Date of issue: 2022-10-04 Filename: 70133045_eng.pdf

Refer to "General Notes Relating to Pepperl+Fuchs Product Information".

Pepperl+Fuchs Group
www.pepperl-fuchs.com

USA: +1 330 486 0001
fa-info@us.pepperl-fuchs.com

Germany: +49 621 776 1111
fa-info@de.pepperl-fuchs.com

Singapore: +65 6779 9091
fa-info@sg.pepperl-fuchs.com

PEPPERL+FUCHS

Technical Data

Hysteresis	H	1 ... 10 typ. 5 %
Reverse polarity protection		reverse polarity protected
Short-circuit protection		yes
Current consumption		
Measuring plate not detected		min. 3 mA
Measuring plate detected		≤ 1 mA
Switching state indicator		all direction LED, yellow
Functional safety related parameters		
Safety Integrity Level (SIL)		SIL 2
MTTF _d		2520 a
Mission Time (T _M)		20 a
Diagnostic Coverage (DC)		0 %
Compliance with standards and directives		
Standard conformity		
NAMUR		EN 60947-5-6:2000 IEC 60947-5-6:1999
Electromagnetic compatibility		NE 21:2007
Standards		EN 60947-5-2:2007 EN 60947-5-2/A1:2012 IEC 60947-5-2:2007 IEC 60947-5-2 AMD 1:2012
Approvals and certificates		
IECEX approval		
Equipment protection level Ga		IECEX PTB 11.0037X
Equipment protection level Gb		IECEX PTB 11.0037X
Equipment protection level Da		IECEX PTB 11.0037X
Equipment protection level Dc (tc)		IECEX TUR 21.0018X
Equipment protection level Mb		IECEX PTB 11.0037X
ATEX approval		
Equipment protection level Ga		PTB 00 ATEX 2048 X
Equipment protection level Gb		PTB 00 ATEX 2048 X
Equipment protection level Da		PTB 00 ATEX 2048 X
Equipment protection level Dc (tc)		TÜV 20 ATEX 8524 X
EAC conformity		TR CU 012/2011
UL approval		
Ordinary Location		E87056
Hazardous Location		E501628
Control drawing		116-0452
CCC approval		
Hazardous Location		2020322315002255
NEPSI approval		
NEPSI certificate		GYJ16.1393X
TIIS approval		on request
ANZEx		18.3018X
KCC approval		
Hazardous Location		09-AV4BO-0225
Ambient conditions		
Ambient temperature		-25 ... 100 °C (-13 ... 212 °F)
Storage temperature		-40 ... 100 °C (-40 ... 212 °F)
Mechanical specifications		
Connection type		cable
Housing material		Stainless steel 1.4305 / AISI 303
Sensing face		PBT
Degree of protection		IP66 / IP67

Release date: 2022-10-04 Date of issue: 2022-10-04 Filename: 70133045_eng.pdf

Refer to "General Notes Relating to Pepperl+Fuchs Product Information".

Pepperl+Fuchs Group
www.pepperl-fuchs.com

USA: +1 330 486 0001
fa-info@us.pepperl-fuchs.com

Germany: +49 621 776 1111
fa-info@de.pepperl-fuchs.com

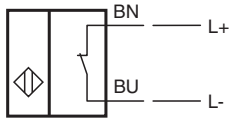
Singapore: +65 6779 9091
fa-info@sg.pepperl-fuchs.com

 PEPPERL+FUCHS



Technical Data

Cable		
Cable diameter		4.6 mm ± 0.2 mm
Bending radius		> 12 x cable diameter
Material		PVC
Core cross section		0.34 mm ²
Length	L	2 m
General information		
Scope of delivery		2 self locking nuts in scope of delivery
Use in the hazardous area		see instruction manuals

Connection



Accessories

	BF 12	Mounting flange, 12 mm
	KCD2-E2L	Sensor output interface terminal with lead breakage monitoring

Release date: 2022-10-04 Date of issue: 2022-10-04 Filename: 70133045_eng.pdf